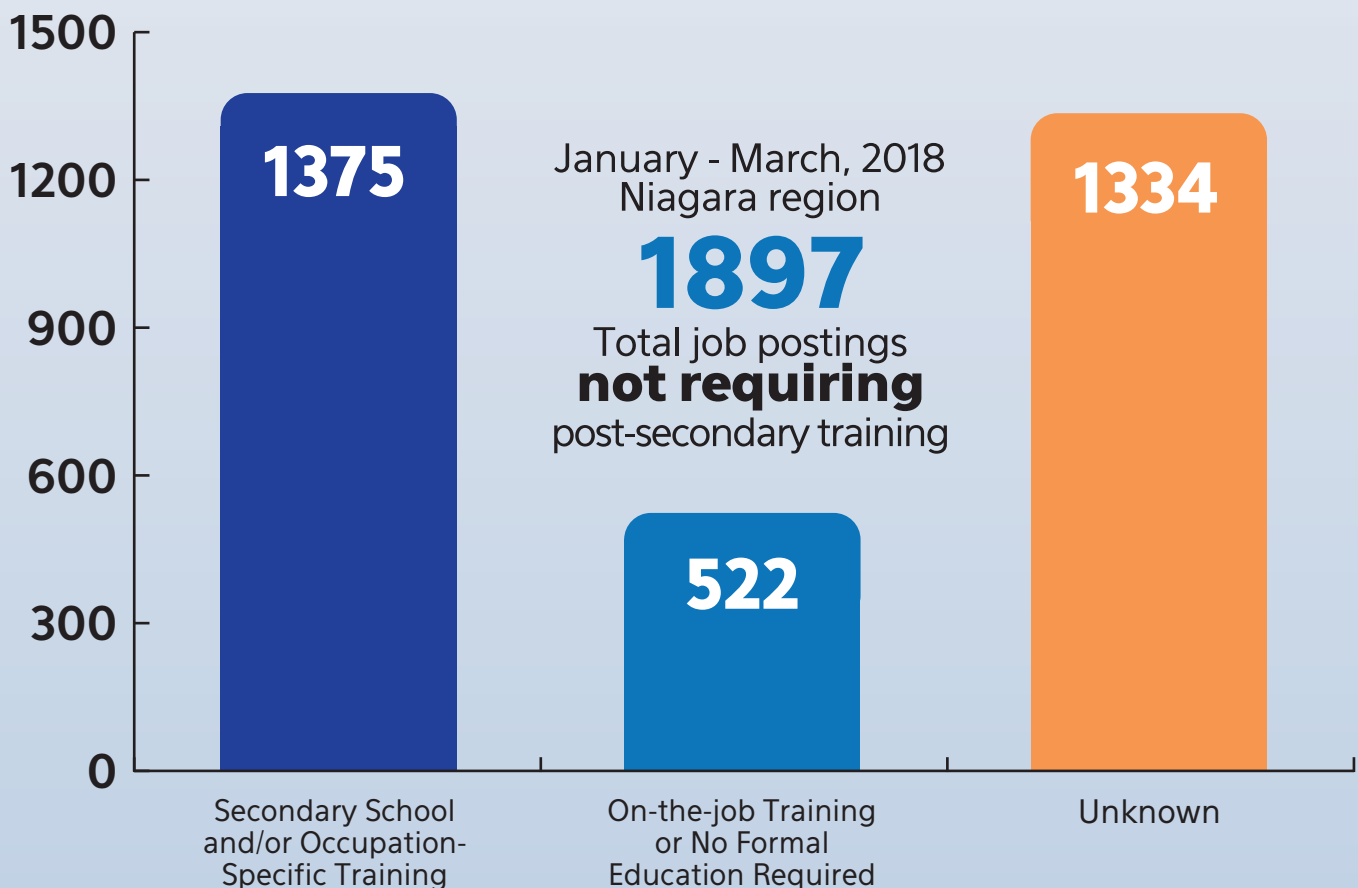
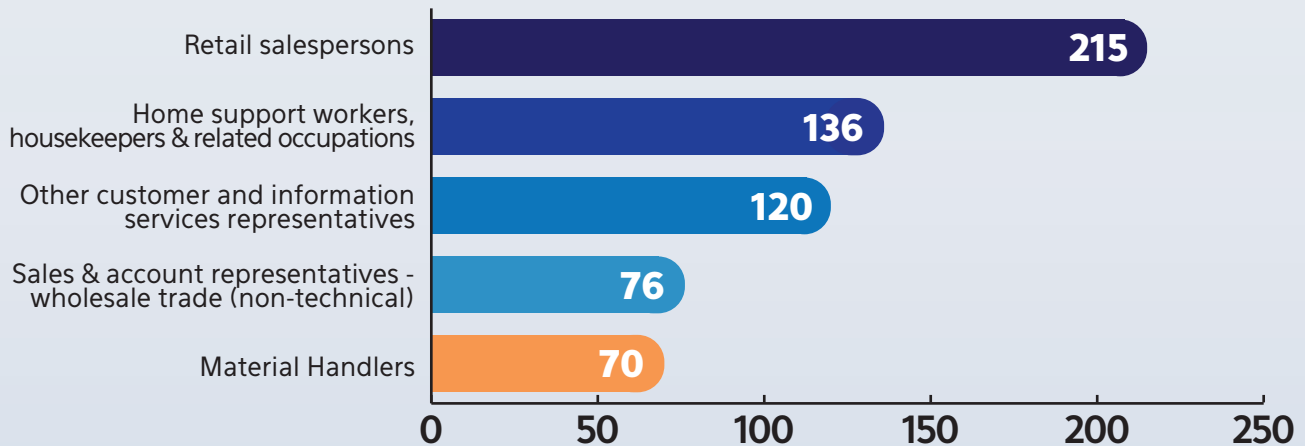


Of measured job opportunities advertised from January to March, 2018, **1,375** required that applicants have **secondary school and/or occupation-specific training**. **522** listings specified **on-the-job training**, or that **no formal education was required**.

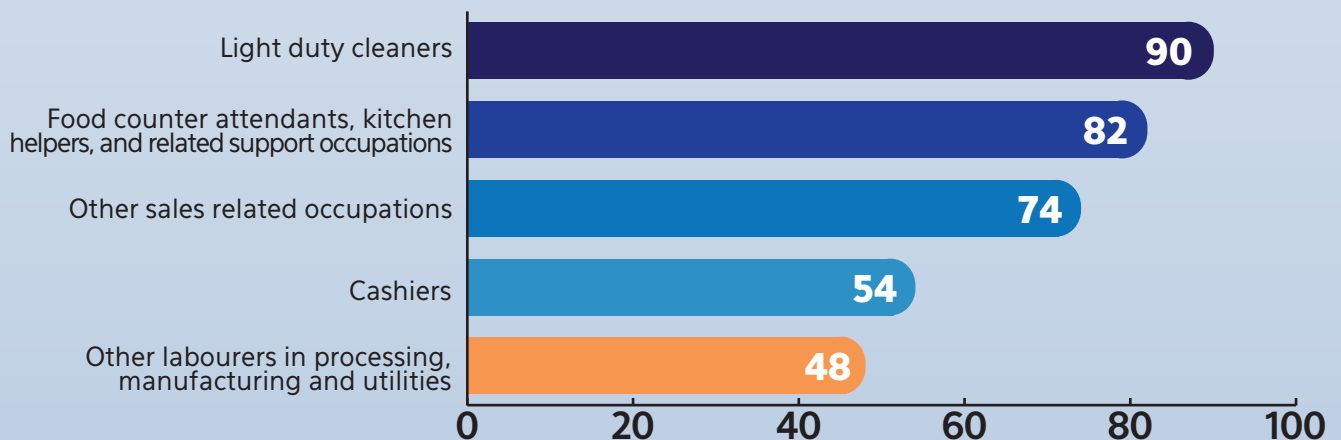


1,334 additional listings **did not specify** any training requirements.

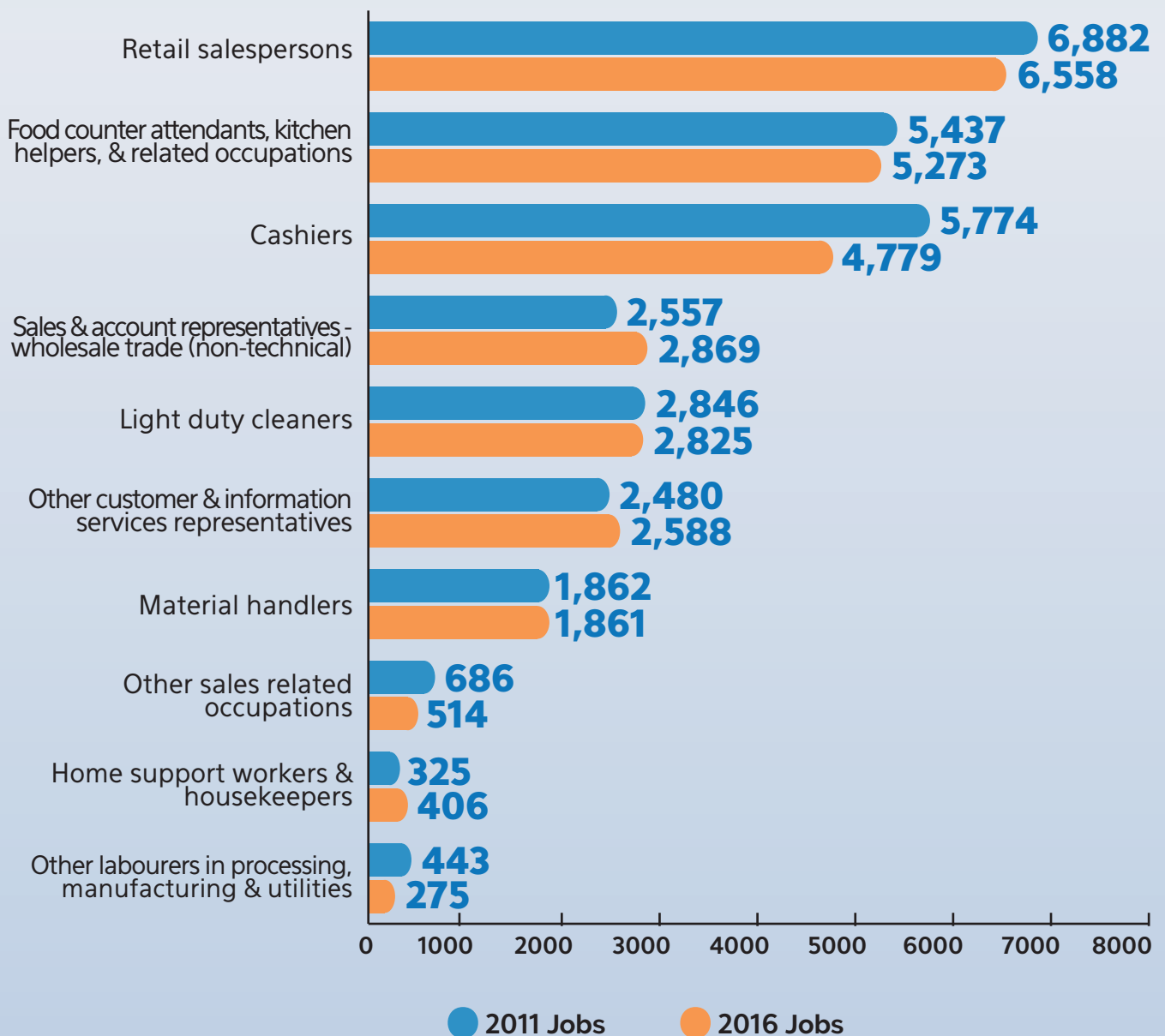
TOP JOBS REQUIRING SECONDARY SCHOOL TRAINING



TOP JOBS REQUIRING ON-THE-JOB TRAINING



JOB CHANGE IN NIAGARA



INCOME FOR TOP JOBS REQUIRING SECONDARY SCHOOL TRAINING

OCCUPATION	HOURLY INCOME - LOW	HOURLY INCOME - MEDIUM	HOURLY INCOME - HIGH
Retail salespersons	\$11.15	\$11.94	\$14.93
Home support workers, housekeepers & related occupations	\$13.00	\$15.69	\$18.63
Other customer & information services representatives	\$12.12	\$16.00	\$20.78
Sales & account representatives - wholesale trade (non-technical)	\$17.30	\$24.36	\$33.62
Material handlers	\$13.43	\$16.59	\$20.74

INCOME FOR TOP JOBS REQUIRING ON-THE-JOB TRAINING

OCCUPATION	HOURLY INCOME - LOW	HOURLY INCOME - MEDIUM	HOURLY INCOME - HIGH
Light duty cleaners	\$12.08	\$14.09	\$18.97
Food counter attendants, kitchen helpers, & related support occupations	\$10.83	\$11.07	\$11.81
Other sales related occupations	\$11.90	\$12.99	\$16.65
Cashiers	\$11.08	\$11.33	\$12.09
Other labourers in processing, manufacturing & utilities	\$12.45	\$13.28	\$17.70