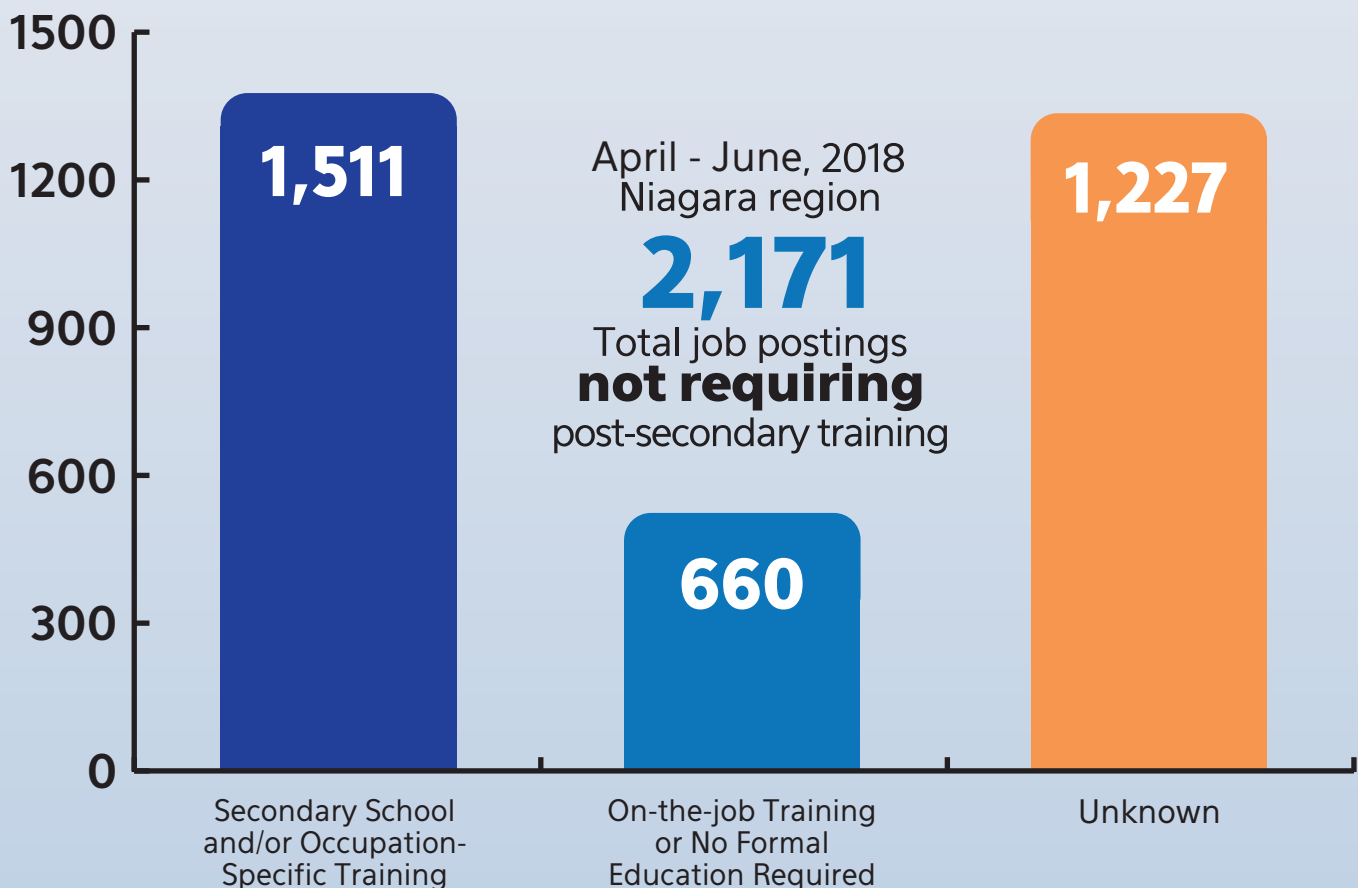
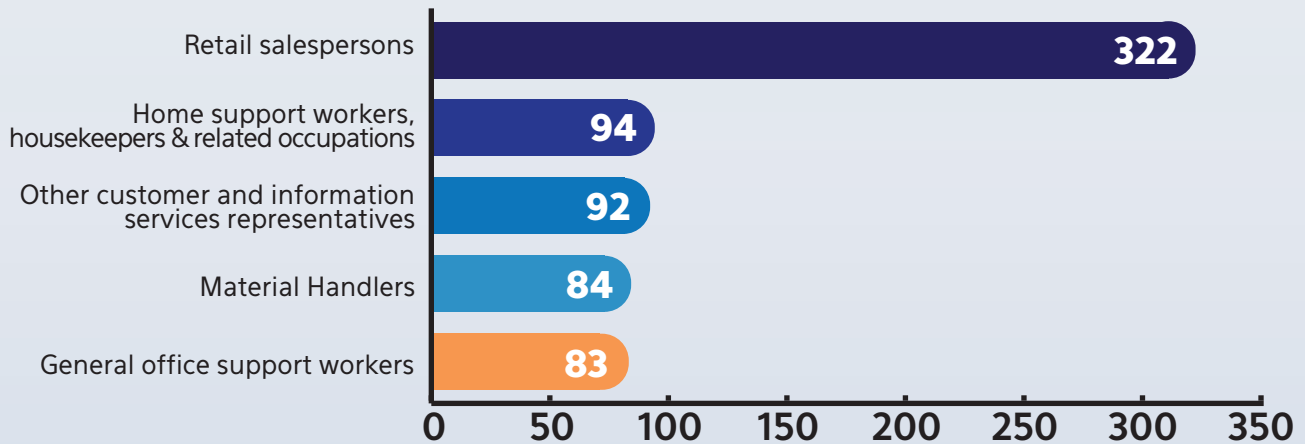


Of measured job opportunities advertised from April to June, 2018, **1,511** required that applicants have **secondary school and/or occupation-specific training**. **660** listings specified **on-the-job training**, or that **no formal education was required**.

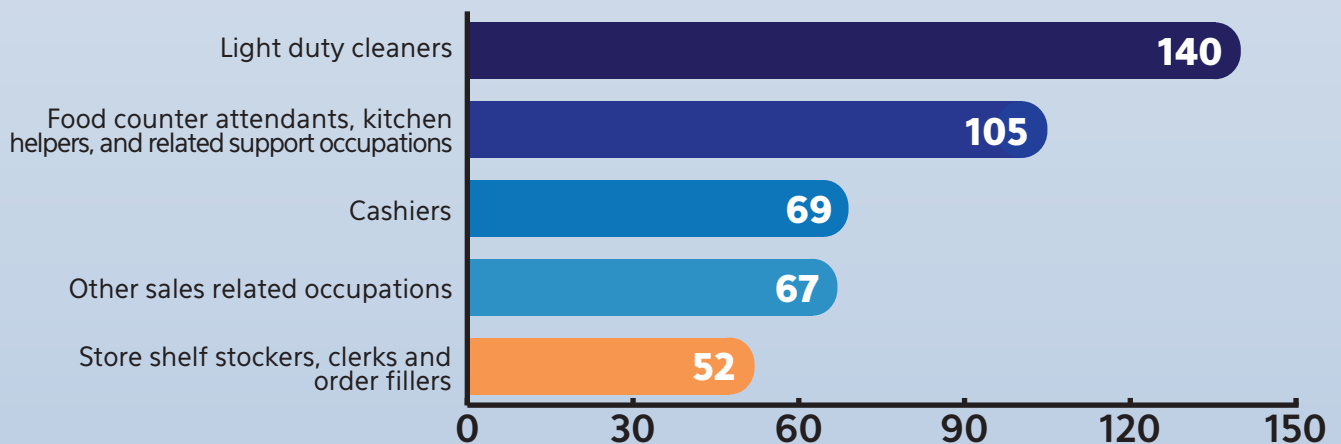


**1,227** additional listings **did not specify** any training requirements.

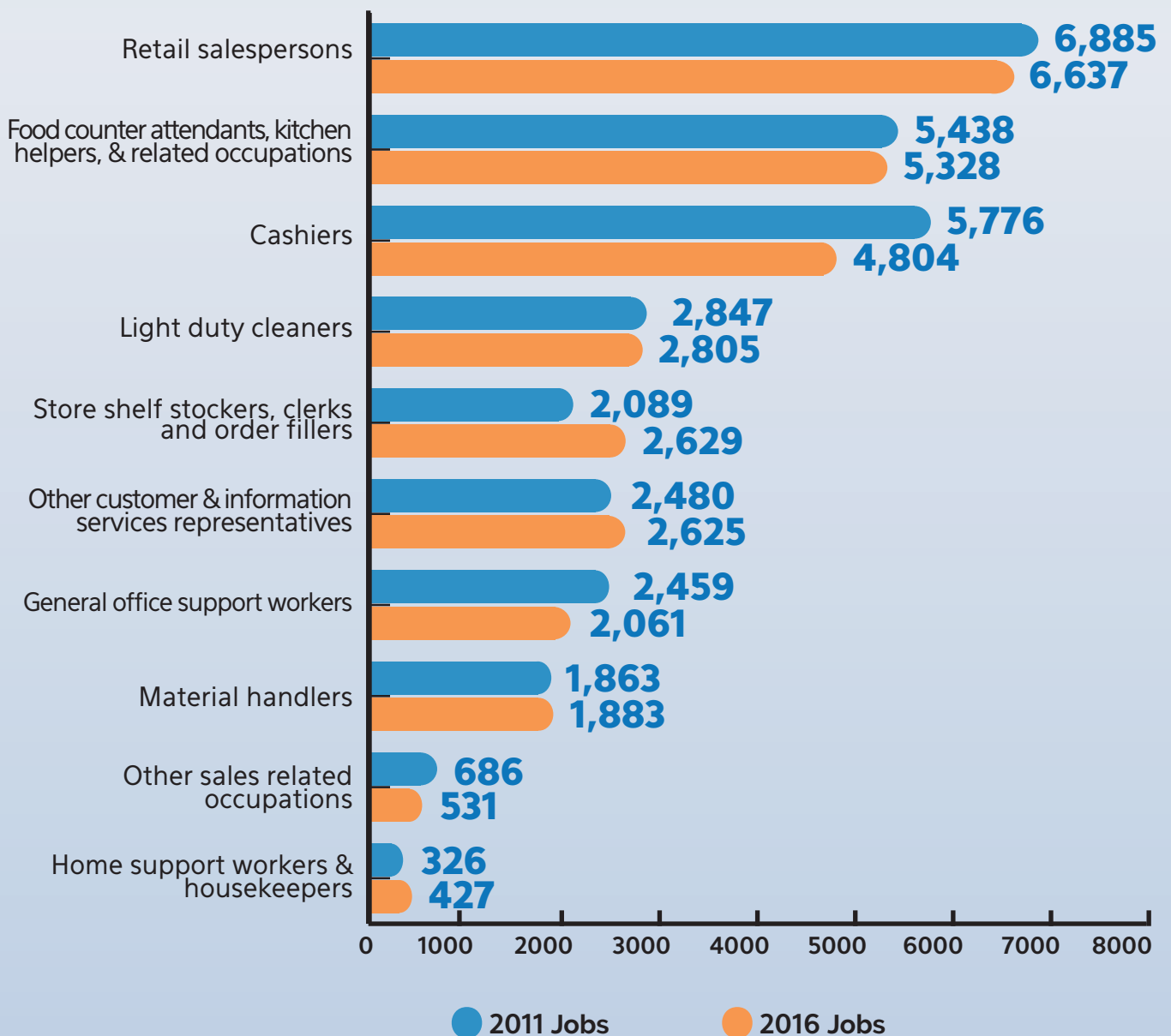
# TOP JOBS REQUIRING SECONDARY SCHOOL TRAINING



# TOP JOBS REQUIRING ON-THE-JOB TRAINING



# JOB CHANGE IN NIAGARA



# INCOME FOR TOP JOBS REQUIRING SECONDARY SCHOOL TRAINING

OCCUPATION	HOURLY INCOME - LOW	HOURLY INCOME - MEDIUM	HOURLY INCOME - HIGH
Retail salespersons	\$11.77	\$12.65	\$15.49
Home support workers, housekeepers & related occupations	\$14.99	\$17.67	\$21.41
Other customer & information services representatives	\$12.99	\$16.54	\$22.17
Material handlers	\$14.31	\$17.62	\$22.65
General office support workers	\$14.94	\$19.22	\$24.40

# INCOME FOR TOP JOBS REQUIRING ON-THE-JOB TRAINING

OCCUPATION	HOURLY INCOME - LOW	HOURLY INCOME - MEDIUM	HOURLY INCOME - HIGH
Light duty cleaners	\$11.58	\$13.51	\$18.34
Food counter attendants, kitchen helpers, & related support occupations	\$10.90	\$11.34	\$12.18
Cashiers	\$11.25	\$11.40	\$12.00
Other sales related occupations	\$11.95	\$13.22	\$16.27
Store shelf stockers, clerks and order fillers	\$11.37	\$12.13	\$14.40