



**NIAGARA  
WORKFORCE  
PLANNING BOARD**

**Q4: October – December  
2018**

# **EMPLOYMENT PROSPECTS SERIES**

Quarterly Report - Q4, 2018

# EXECUTIVE SUMMARY

---

This report provides an overview of job opportunities in the Niagara region not requiring post-secondary training, from **October 1 to December 31, 2018**. Of the reported job postings, **1,209** required that applicants have **secondary school and/or occupation-specific training**. There were **386 postings** that required either **no formal training**, or **on-the-job training**. An additional **941** posts **did not specify** any training requirements.

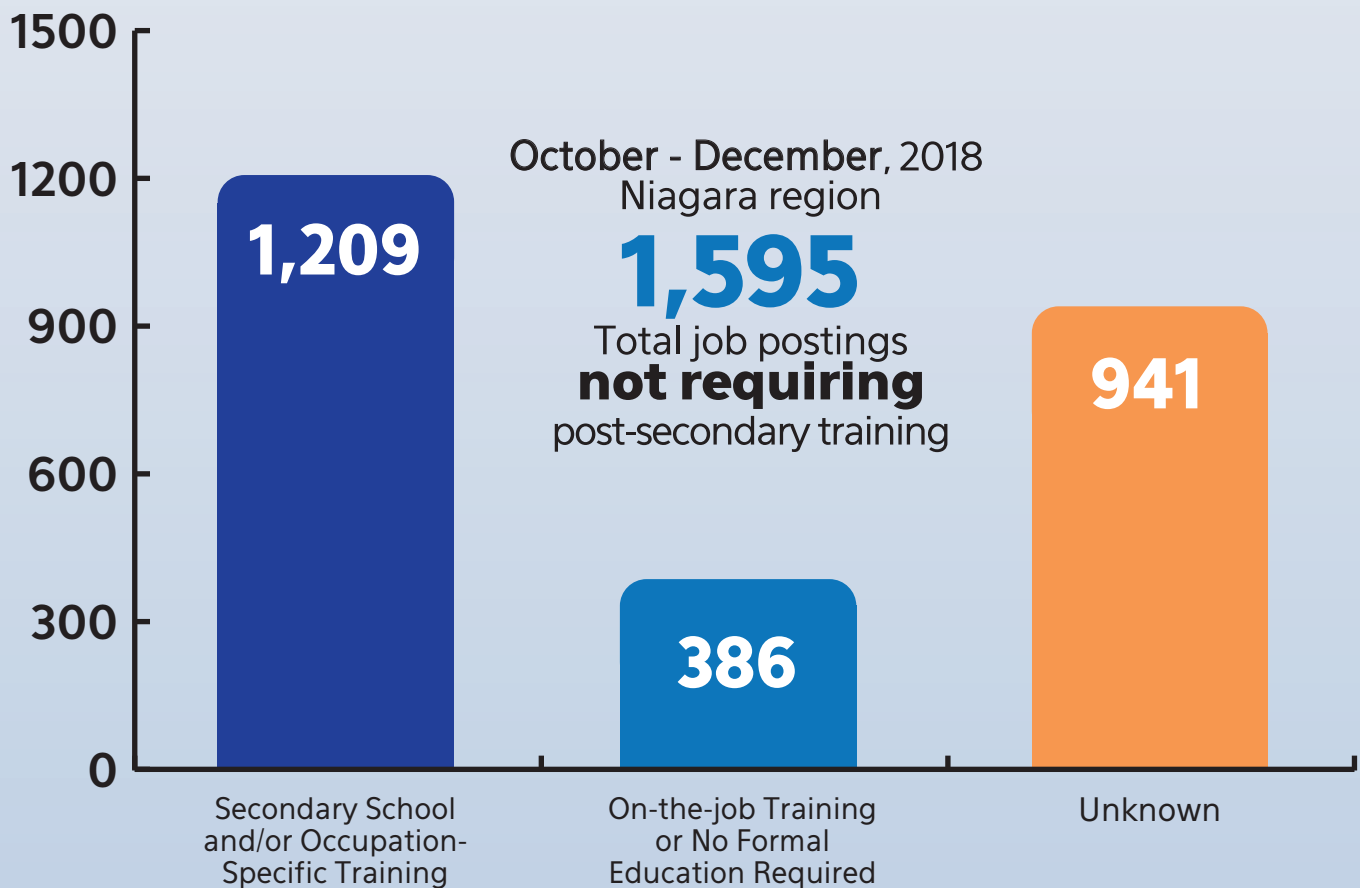
Among jobs requiring secondary school training, **retail salespersons** continue to represent the largest portion of jobs available, at approximately **17.3%** of demand in this category. Where jobs requiring on-the-job training are concerned, **cashiers** are in the top spot at **16.6%** of demand within this category.

This report also provides insight into how the number of jobs for each top occupation changed between 2013 and 2017. The occupation with the largest change in terms of the number of jobs was **food counter attendants, kitchen helpers, and related support occupations**. This occupation saw an increase of **527 jobs** (approximately a **10.0% increase**). **Cashiers** saw the largest decrease, with **155 fewer jobs** over time.

For jobs requiring secondary school training, **material handlers** have the highest median hourly income at **\$17.65/hour**. The occupation with the lowest median hourly income was **retail salesperson (\$12.65/hour)**. It is important to note here that these data **do not** reflect the recent increases to minimum wage in Ontario. Among jobs requiring on-the-job training, **other labourers in processing, manufacturing, and utilities** had the highest median hourly income (**\$15.55/hour**) whereas **food counter attendants, kitchen helpers, and related support occupations** had the lowest (**\$11.36/hour**).

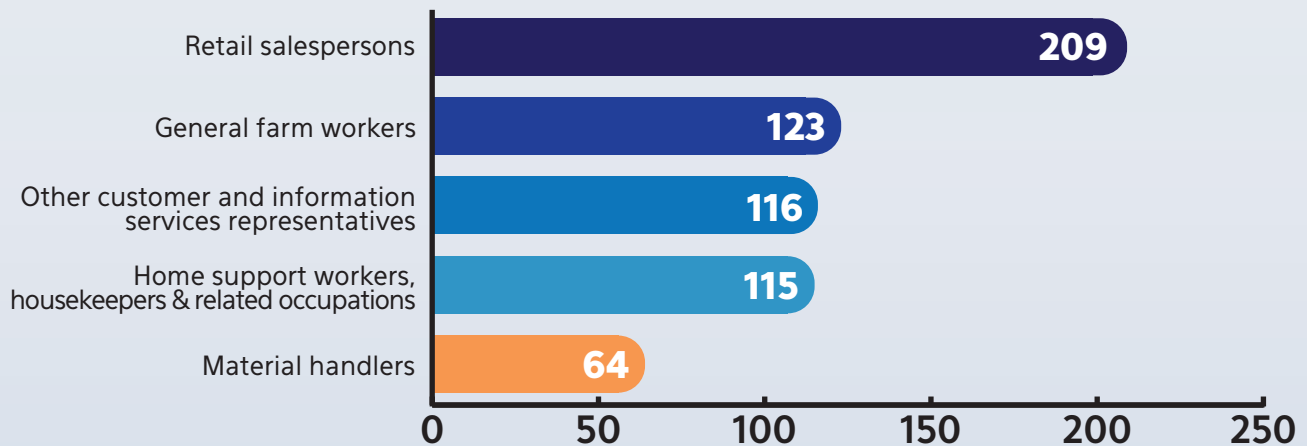
# EDUCATIONAL REQUIREMENTS

Of measured job opportunities advertised from October to December, 2018, **1,209** required that applicants have **secondary school and/or occupation-specific training**. **386** listings specified **on-the-job training**, or that **no formal education was required**.

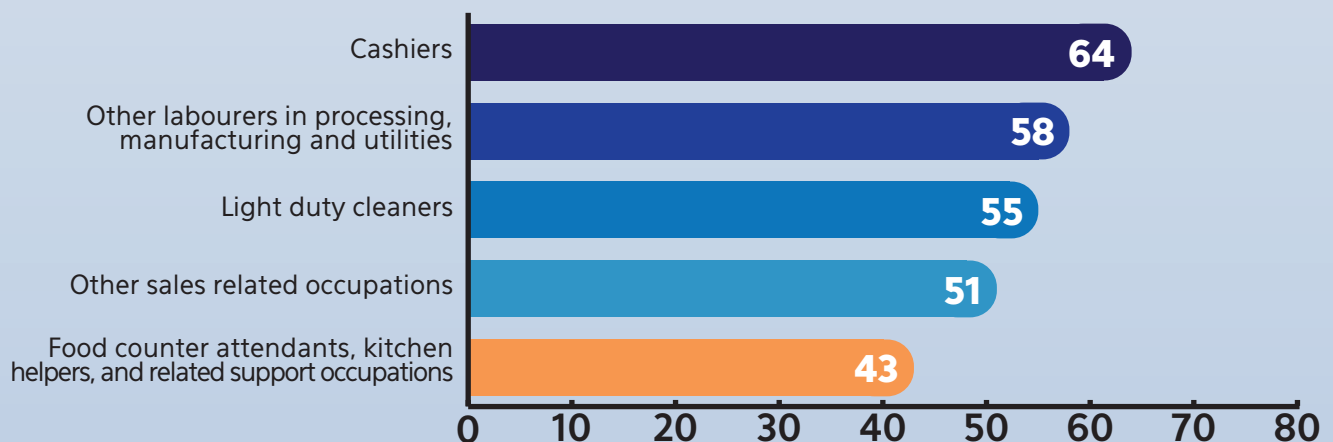


**941** additional listings **did not specify** any training requirements.

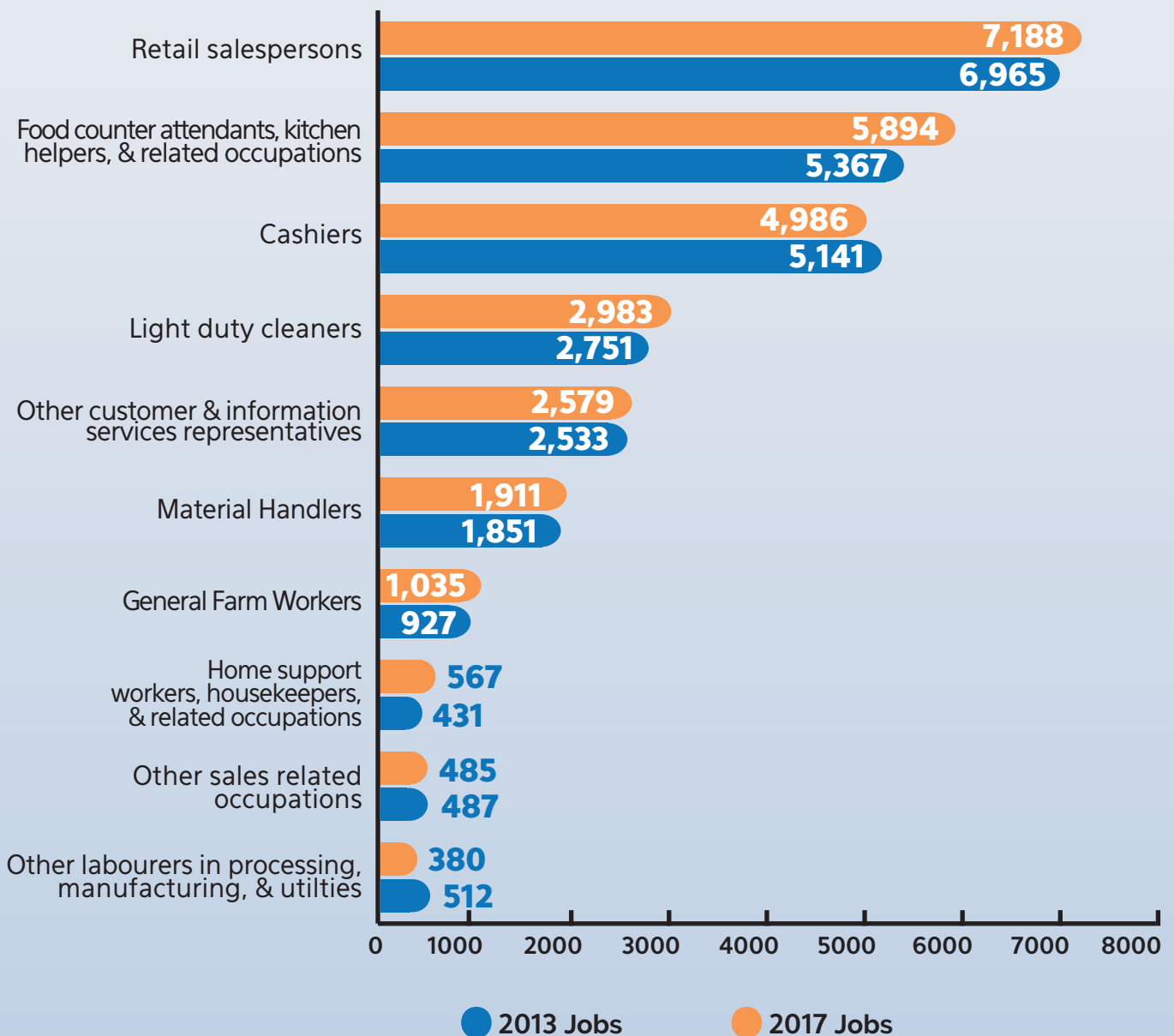
# Q4 2018: TOP JOBS REQUIRING SECONDARY SCHOOL TRAINING



# Q4 2018: TOP JOBS REQUIRING ON-THE-JOB TRAINING



# JOB CHANGE IN NIAGARA



# 2017 INCOME: TOP JOBS REQUIRING SECONDARY SCHOOL TRAINING

OCCUPATION	HOURLY INCOME - LOW	HOURLY INCOME - MEDIUM	HOURLY INCOME - HIGH
Material handlers	\$14.33	\$17.65	\$22.68
Home support workers, housekeepers & related occupations	\$14.95	\$17.63	\$21.36
Other customer & information services representatives	\$12.99	\$16.53	\$22.16
General farm workers	\$12.12	\$15.15	\$18.19
Retail salespersons	\$11.77	\$12.65	\$15.49

# 2017 INCOME: TOP JOBS REQUIRING ON-THE-JOB TRAINING

OCCUPATION	HOURLY INCOME - LOW	HOURLY INCOME - MEDIUM	HOURLY INCOME - HIGH
Other labourers in processing, manufacturing & utilities	\$13.53	\$15.55	\$20.73
Light duty cleaners	\$11.60	\$13.53	\$18.36
Other sales related occupations	\$11.96	\$13.23	\$16.28
Cashiers	\$11.25	\$11.40	\$12.00
Food counter attendants, kitchen helpers, & related support occupations	\$10.91	\$11.36	\$12.20



## WOULD YOU LIKE TO KNOW MORE?

---

NWPB is committed to ensuring Niagara finds value in our products. If there is a specific occupation of interest to you, or if you have a question beyond the data represented in this report, please contact **Mario De Divitiis** ([mario@niagaraworkforceboard.ca](mailto:mario@niagaraworkforceboard.ca)), or visit our website: [www.niagaraworkforce.ca](http://www.niagaraworkforce.ca).